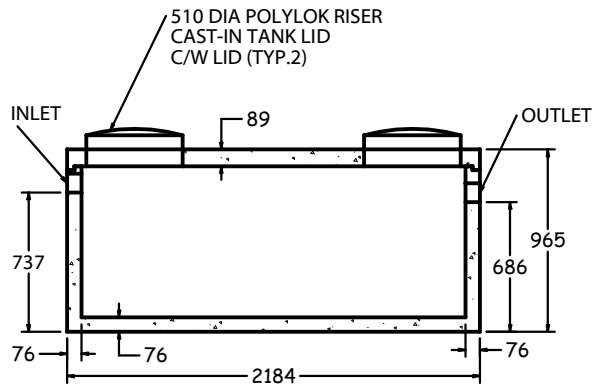
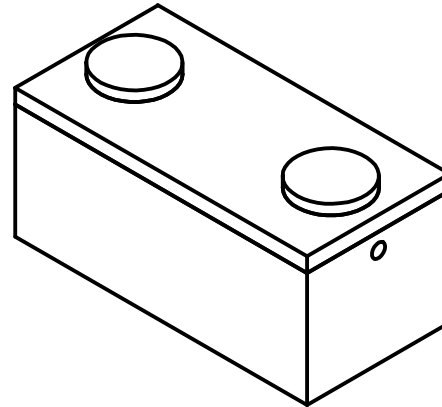
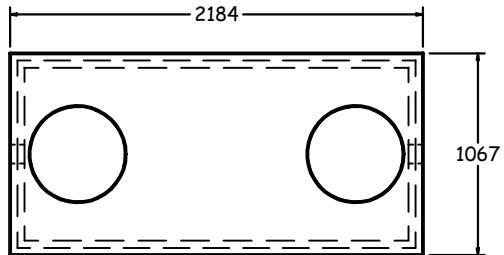
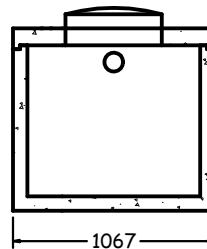


TOP VIEW
1:40



FRONT VIEW
1:40



END VIEW
1:40

SPECIFICATIONS

ALL DIMENSIONS IN MILLIMETRES.

NOM. CAPACITY:

330 GALLONS TOTAL (1500 LITRES).
250 GALLONS (1137 LITRES) TO INVERT OF OUTLET.
10.4 GALLONS/IN. VERTICALLY.
1657 LITRES/M VERTICALLY.

CONCRETE:

35 MPa @ 28 DAYS,
6% AIR ENTRAINMENT IN ACCORDANCE
WITH CSA A23.1 MOD-M90

REINFORCING:

IN ACCORDANCE WITH CSA A23.1-M90
ALL REINFORCING STEEL HAS 30mm MIN. COVER.

INLET & OUTLET:

LOW PRESSURE PIPE SEALS FOR 2" (51), 3" (76)
OR 4" (102) PIPE (INVERT AT SAME ELEVATION).

WEIGHT:

BOTTOM	-1364 KG
TOP SLAB	-432 KG

NOTES:

REINFORCING DETAILS AVAILABLE UPON REQUEST.

ACTUAL PUMPING VOLUME DEPENDS ON
THE PUMP'S FLOAT SETTINGS.

250 GAL (1125L) PUMP TANK (ST2000)



1645 SYDENHAM RD.
KINGSTON, ONT.

PHONE:
(800) 223-0012
1-613-546-6683

www.anchorconcrete.com