

OPTIONS AVAILABLE UPON REQUEST INCLUDE:

DUCT TERMINATORS
CAST-IN PULLING EYES

SPECIFICATIONS

ALL DIMENSIONS IN MILLIMETRES.

CONCRETE:

**35 MPa @ 28 DAYS,
6% AIR ENTRAINMENT IN ACCORDANCE
WITH CSA A23.1 MOD-M90**

REINFORCING:

**IN ACCORDANCE WITH CSA A23.1-M90
ALL REINFORCING STEEL HAS 30mm MIN. COVER**

WEIGHT:

2700 KG

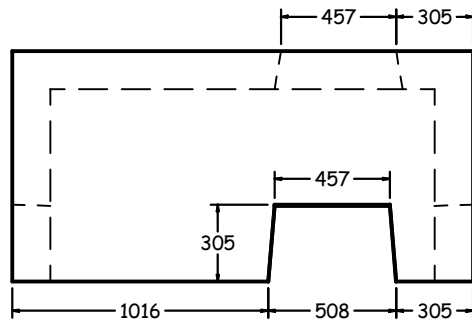
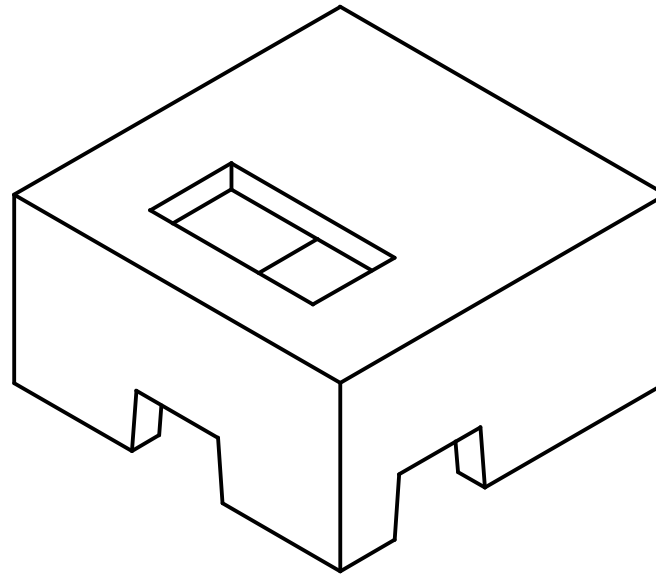
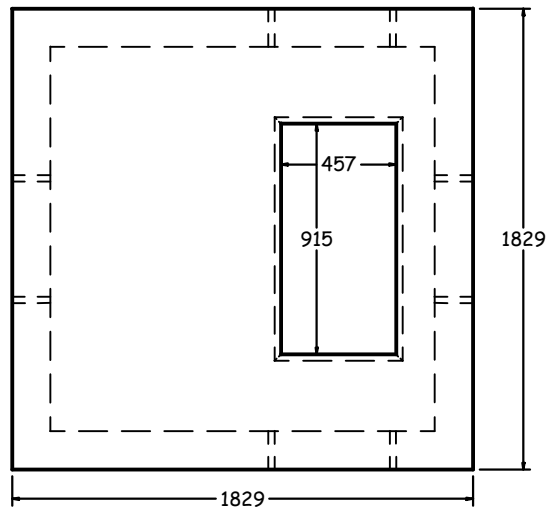
NOTES:

REINFORCING DETAILS AVAILABLE UPON REQUEST.

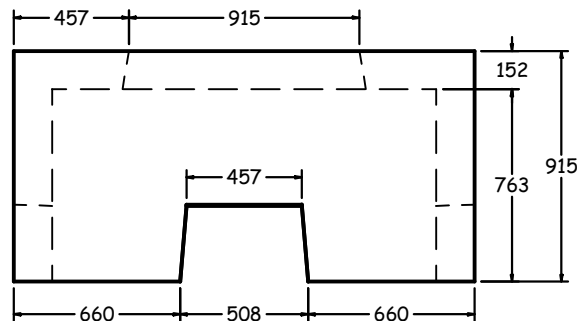
SUITABLE FOR TRANSFORMERS 150 TO 500 KVA.

**VARIABLE OPENINGS IN TOP SLAB
AVAILABLE UPON REQUEST.**

TOP VIEW
1:30



FRONT VIEW
1:30



SIDE VIEW
1:30

454 LA TRANSFORMER VAULT - NO BASE (M01796S)



1645 SYDENHAM RD.
KINGSTON, ONT.

PHONE:
(800) 223-0012
1-613-546-6683

www.anchorconcrete.com