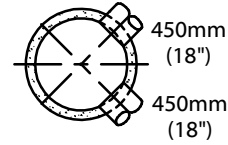
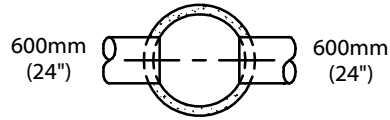


INSIDE DIA.

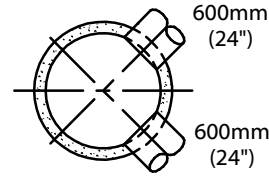
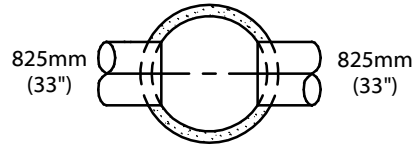
MAXIMUM PIPE SIZE FOR  
STRAIGHT THROUGH  
INSTALLATION

MAXIMUM PIPE SIZE FOR  
RIGHT ANGLE  
INSTALLATION

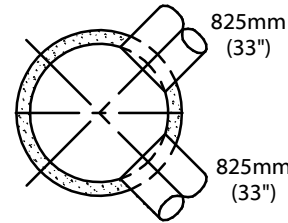
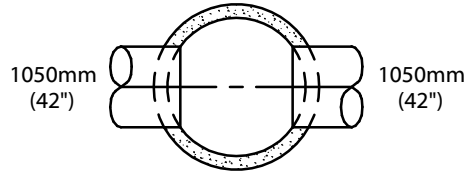
1220mm



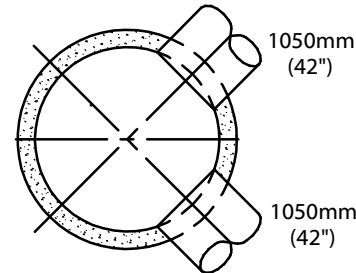
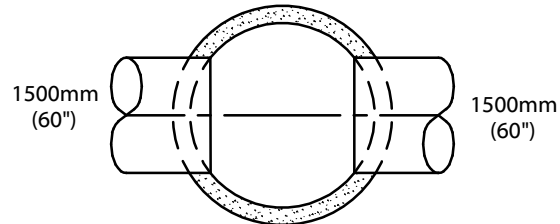
1520mm



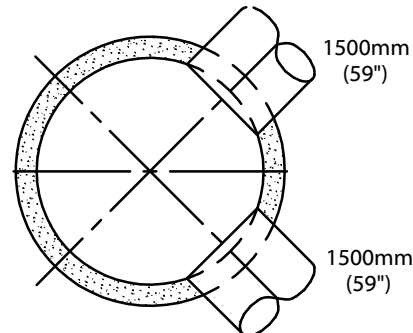
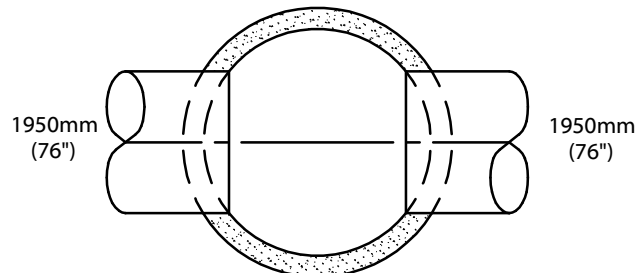
1830mm



2400mm



3000mm



## MAXIMUM CONCRETE PIPE SIZES FOR CYLINDRICAL MANHOLES

KNOCKOUTS FOR 250mm OR 300mm  
CATCHBASIN LEADS  
COULD BE PROVIDED IN ADDITION  
TO WHAT IS SHOWN.

SCALE 1:100



1645 SYDENHAM RD.  
KINGSTON, ONT.

PHONE:  
(800) 223-0012  
1-613-546-6683

[www.anchorconcrete.com](http://www.anchorconcrete.com)